



WELCOME TO THE CENGAGE ONLINE LEARNING ACCESS SYSTEM

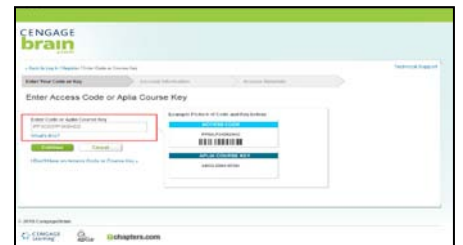
We hope you will enjoy your new online learning experience! To access your online learning materials, you must first have an account set up in the Cengage Single Sign-on System. To set up your account, go to:

www.cengage.com/login

Step 1: If you do not already have a Cengage Learning account set up, click on the **Create a New Student Account** link:



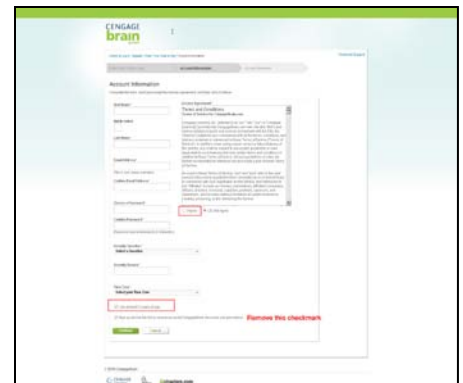
Step 2: Enter the **Access Code** that your teacher gives you. It will be a unique number that can be used only once. Then click the **Continue** button.



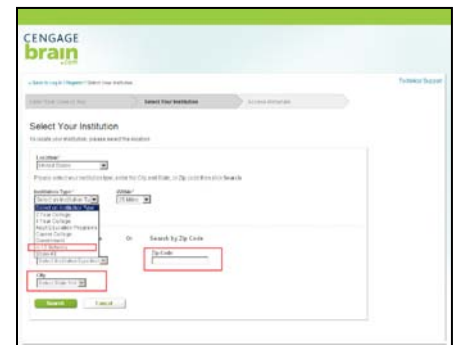
Step 3: Complete the information requested on the form. You will also be asked if you are 13 years or older, and whether you would like to see additional Cengage services (we recommend that you opt out of receiving more information).

Once you have completed all of the information on the form and accepted the License Agreement, click on the **Continue** button.

IMPORTANT NOTE: Be sure to keep your password in a safe place, since you will be asked for this information each time you need to use these materials.

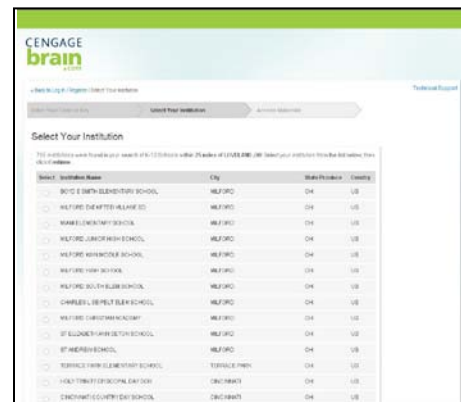


Step 4. At the Select Your Institution window, select **United States** and select **K-12 Schools** under Institution Type. Then enter your zip code into the box. Click Search to bring up a list of schools in your area.

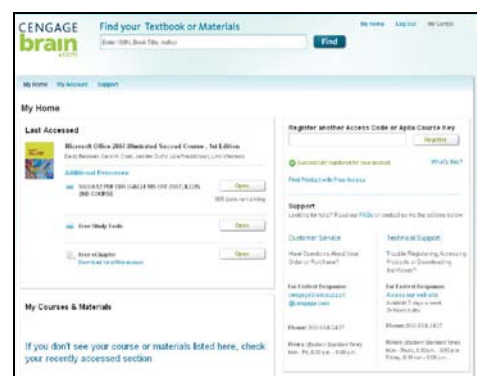


Step 5. Select your school from the list that appears. If your school does not appear in the list, click on the **Technical Support** link at the top or bottom of the page.

Step 6. After selecting your school, click the **Continue** button at the bottom of the page.



Step 7. Your personal bookshelf will appear along with a link to your online learning resources.



Step 8. Click on the link and a new window will open with your online learning resources. If you are using an online ebook, you'll be taken to the **Table of Contents** for the e-book. Click on the Chapter title to go to your assigned pages.

TO RETURN TO YOUR BOOKSHELF after logging out:

Go to www.cengage.com/login. Use the Returning User Sign In with your email address and password.

